

MCCB, Metasol Molded Case Circuit Breakers AB Type

2P, 3P, 4P from 15A to 100A



ABN

5_c

3

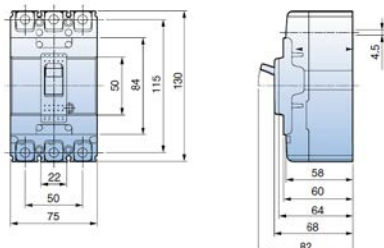
15A

Range
Name

Frame Size

Number
of Pole

Rated
Current

Type		MCCB Metasol Molded Case Breakers AB Type		
		ABN5_c	ABN6_c	ABN10_c
Frame size		50AF [5]	60AF [6]	100AF [10]
Number of pole		2P, 3P, 4P [3]		
Rated current [In]		15, 20, 30, 40, 50A [15A]	20, 30, 40, 50, 60A [20A]	30, 40, 50, 60, 75, 100A [30A]
Breaking capacity [Icu]		14kA		18kA
Rated operational voltage [Ue]		AC: 690V DC: 500V		
Rated insulation voltage [Ui]		AC: 1000V		
Standard		IEC 60947-2		
Type of trip unit		Thermal-magnetic		
Endurance	Mechanical	20,000 operations		
	Electrical	5,000 operations		
Mount		Screw fixing		
Size (H,W,D) 3P		130x75x60 mm		
Terminal		Cable Lug type, Busbar		
Dimension				

MCCB, Metasol Molded Case Circuit Breakers AB Type



Icu (kA)	Rating In (A)	Dimensions WxHxD (mm)	Reference	Dimensions WxHxD (mm)	Reference
ABN (50AF - 100AF)		3 Poles		4 Poles	
14 kA	15	75x130x60	ABN53c15A	100x130x60	ABN54c15A
	20	75x130x60	ABN53c20A	100x130x60	ABN54c20A
	30	75x130x60	ABN53c30A	100x130x60	ABN54c30A
	40	75x130x60	ABN53c40A	100x130x60	ABN54c40A
	50	75x130x60	ABN53c50A	100x130x60	ABN54c50A
	60	75x130x60	ABN63c60A	100x130x60	ABN64c60A
18 kA	75	75x130x60	ABN103c75A	100x130x60	ABN104c75A
	100	75x130x60	ABN103c100A	100x130x60	ABN104c100A

** For accessories such as shunt trips or auxiliary switches, please consult us.*

MCCB, Metasol Molded Case Circuit Breakers AB Type

2P, 3P, 4P from 125A to 800A



ABN

20_c

3

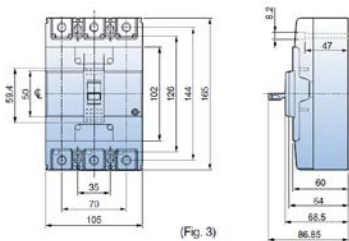
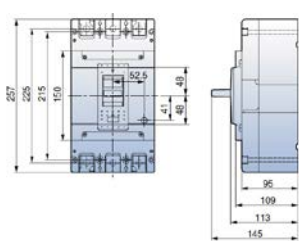
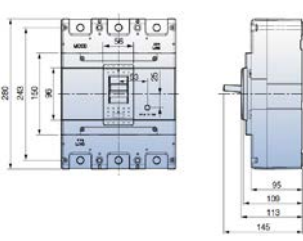
125A

Range
Name

Frame Size

Number
of Pole

Rated
Current

Type		MCCB Metasol Molded Case Breakers AB Type		
		ABN20_c	ABN40_c	ABN80_c
Frame size		250AF	400AF	800AF
Number of pole		2P, 3P, 4P [3]		
Rated current [In]		125, 150, 175, 200, 225, 250A [125A]	250, 300, 350, 400A [250A]	500, 630, 800A [500A]
Breaking capacity [Icu]		26kA	37kA	
Rated operational voltage [Ue]		AC: 690V DC: 500V		
Rated insulation voltage [Ui]		AC: 1000V		
Standard		IEC 60947-2		
Type of trip unit		Thermal-magnetic		
Endurance	Mechanical	20,000 operations	4,000 operations	2,500 operations
	Electrical	5,000 operations	1,000 operations	500 operations
Mount		Screw fixing		
Size (H,W,D 3P)		165x105x60 mm	257x140x109 mm	280x210x109 mm
Terminal		Cable Lug type, Busbar		
Dimension				

MCCB, Metasol Molded Case Circuit Breakers AB Type



Icu (kA)	Rating In (A)	Dimensions WxHxD (mm)	Reference	Dimensions WxHxD (mm)	Reference
ABN (250AF)		3 Poles		4 Poles	
26 kA	125	105x165x60	ABN203c125A	140x165x60	ABN204c125A
	150	105x165x60	ABN203c150A	140x165x60	ABN204c150A
	175	105x165x60	ABN203c175A	140x165x60	ABN204c175A
	200	105x165x60	ABN203c200A	140x165x60	ABN204c200A
	225	105x165x60	ABN203c225A	140x165x60	ABN204c225A
	250	105x165x60	ABN203c250A	140x165x60	ABN204c250A
ABN (400AF)		3 Poles		4 Poles	
37 kA	250	140x257x109	ABN403c250A	187x257x113	ABN404c250A
	300	140x257x109	ABN403c300A	187x257x113	ABN404c300A
	400	140x257x109	ABN403c400A	187x257x113	ABN404c400A
ABN (800AF)		3 Poles		4 Poles	
37 kA	500	210x280x109	ABN803c500A	280x280x113	ABN804c500A
	630	210x280x109	ABN803c630A	280x280x113	ABN804c630A
	800	210x280x109	ABN803c800A	280x280x113	ABN804c800A

* For accessories such as shunt trips or auxiliary switches, please consult us.

MCCB, Metasol Molded Case Circuit Breakers AB Type

2P, 3P, 4P from 1000A to 1200A



ABS

100_b

3

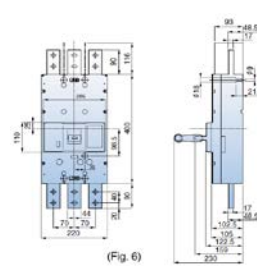
1000A

Range
Name

Frame Size

Number
of Pole

Rated
current

Type		MCCB Metasol Molded Case Breakers AB Typew	
		ABS100_b	ABS120_b
Frame size		1000AF	1200AF
Number of pole		3P, 4P [3]	
Rated current [In]		1000A [1000A]	1200A [1200A]
Breaking capacity [Icu]		65kA	
Rated operational voltage [Ue]		AC: 600V	
Rated insulation voltage [Ui]		690V	
Type of trip unit		Thermal-magnetic	
Magnetic trip range		3~6×In ...①	
Endurance	Mechanical	2,500 operations	
	Electrical	500 operations	
Mount		Screw fixing	
Size (H,W,D) 3P		400x220x105 mm	
Terminal		Cable Lug type, Busbar	
Dimension		 <p>(Fig. 6)</p>	

MCCB, Metasol Molded Case Circuit Breakers AB Type



Icu (kA)	Rating In (A)	Dimensions WxHxD (mm)	Reference	Dimensions WxHxD (mm)	Reference
ABS (1200AF)		3 Poles		4 Poles	
65 kA	1000	210x400x105	ABS1003b1000A	280x400x105	ABS1004b1000A
	1200	210x400x105	ABS1203b1200A	280x400x105	ABS1204b1200A

** For accessories such as shunt trips or auxiliary switches, please consult us.*